

# Tiki Wiki CMS Groupware

Started in 2002, **Tiki Wiki CMS Groupware** is a web application combining the features of a wiki, a content management system (CMS) and groupware. It is the free/libre and open source (FLOSS) web application [with the most built-in features](#). It can be used to build all sorts of web applications: simple sites, complex portals, knowledge bases, intranets, extranets, and so on. The source code of Tiki is available under the LGPL version 2 software license. See also [Why Tiki Wiki CMS Groupware](#). The most powerful and flexible feature is: <http://tikitrackers.org/>



Tiki is a key [component of WikiSuite](#).



## Our Intranet

Improving collaboration

[Log in](#) ▾

[Home](#)

...

## HomePage

## Congratulations

This is the default HomePage for your Tiki. If you are seeing this page, your installation was successful.

You can change this page after logging in. Please review the [wiki syntax](#) for editing details.



## Get started.

To begin configuring your site:

1. Log in as the **admin** with password **admin**.
2. Change the admin password.
3. Enable specific Tiki features.
4. Configure the features.



## Need help?

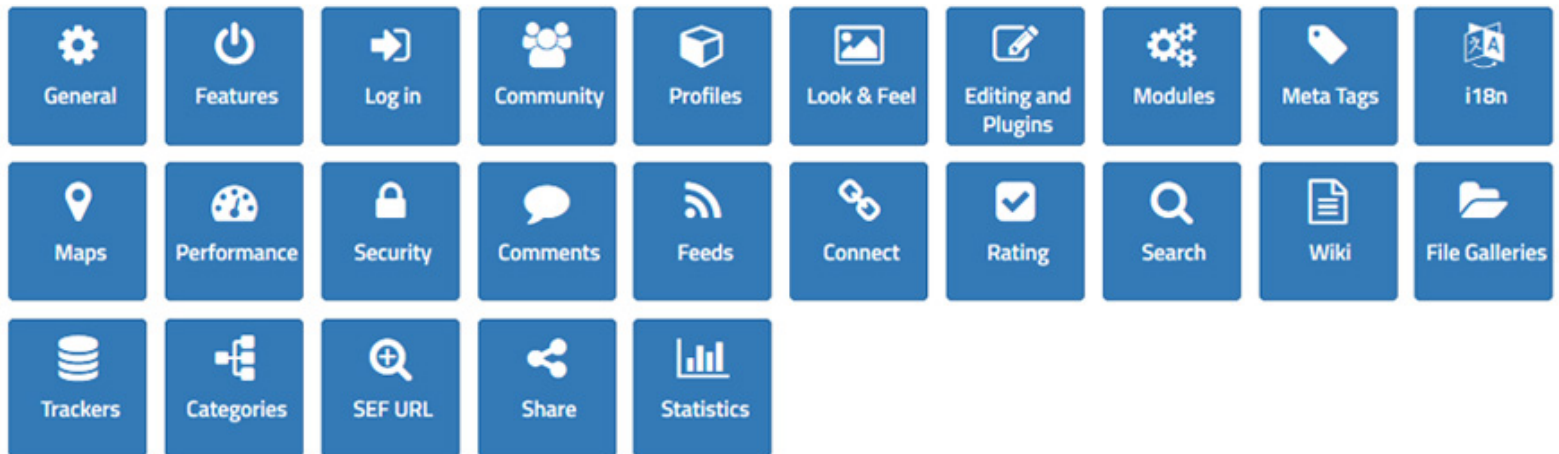
For more information:

- [Learn more about Tiki](#).
- [Get help](#), including the [official documentation](#) and [support forums](#).
- [Join the Tiki community](#).

## Control Panels

### Tip

Enable/disable Tiki features in **Control Panels » Features**, but configure them elsewhere. See **more options** after you enable more *Preference Filters* above ().














## Admin Users

 [Admin Groups](#)
 [Permissions](#)

[Users](#)
[Add a New User](#)
[Import](#)
[Temporary Users](#)

No Tabs

### Users

						Select a filter	
						Page	Rows
						1	200
						1 - 25 / 25 (25)	
<input type="checkbox"/>	User	Email	Last login	Registered	Groups		
<input type="checkbox"/>	admin System Administrator	man.laporta@seurtech.net	a day ago	12 months ago	Registered Admins 	Included	
<input type="checkbox"/>	anna.bilal Anna Bilal	anna.umar@gmail.com	Never (Registered 20 days ago)	21 days ago	Registered Admins 		
<input type="checkbox"/>	arkhan Edison Ibáñez	edison@epmbo.org	4 days ago	4 days ago	Registered		
<input type="checkbox"/>	benoit.roy	benoit.roy@evoludata.com	8 days ago	2 months ago	Registered Admins 		
<input type="checkbox"/>	bernard.efe	befe@shocksite.com	5 days ago	2 months ago	Registered Admins 		
<input type="checkbox"/>	bilal.siddiq M. Bilal Siddiq	bsiddiq@gmail.com	about 23 hours ago	7 months ago	Registered Admins 		

## Community ?

User specific features and settings



Groups



Users



Permissions

Activity Rules

User features

Social Network

Plugins

General Settings

BigBlueButton

### User features

Display "My Account" in the application menu ☒ ? ↺

User Preferences Screen ☒ ? ↺

User Watches ☒ ? ↺ ▶

Daily Reports for User Watches ☒ ? ↺

Enable daily reports for new users ☐ ?

User Messages ☐ ? ▶

Apply

## Learn more

- See [tiki.org](http://tiki.org) for more information on Tiki and the many [benefits](#) it offers.

## Interviews

- Jean-Marc Libs <http://hackerpublicradio.org/eps.php?id=1959#Tiki>
- Marc Laporte <https://www.youtube.com/watch?v=Q8tjaz6CO3Q>

## Related links

- <https://tiki.org/Featured-Tikis>
- <https://gitlab.com/tikiwiki/tiki>
- [Tiki Wiki CMS Groupware development](#)
- [Tiki Manager Package connecting to Virtualmin](#)
- [Virtualmin Tiki Manager](#)
- [Why Tiki Wiki CMS Groupware](#)
- <https://tiki.org/Featured-Tikis>

WikiSuite: The most comprehensive and integrated Open Source enterprise solution.

- Tiki integrates many specialized projects such as [Cypht](#). More info at: <https://doc.tiki.org/Composer>

alias

---

- [Tiki](#)