

Set up email with Virtualmin and Cypht within Tiki

Create email account

[Virtualmin](#) > [Edit User](#) > [Add a new user to this server](#)

← Create User
In domain `client1.vmi458927.wikisuite.net`

Virtual domain user details

Username @client1.vmi458927.wikisuite.net

Real name

Password Login temporarily disabled

Password recovery address None set Offsite address

▶ Quota and home directory settings

▶ Email settings

▶ Other user permissions

Create

Configure email account to Tiki's webmail

Tiki integrates the [Cypht](#) webmail, which can aggregate email from many accounts, using standards: IMAP, SMTP, [JMAP](#)

For more info, please see: <https://doc.tiki.org/Webmail>

To access Control panel

<https://example.org/tiki-admin.php> -> activate advanced preferences > enable Webmail +-
or visit directly <http://example.org/tiki-admin.php?page=webmail>








Configuring webmail accounts

After enabling webmail from the features section of the admin panel you will be able to enter the webmail section from the application menu. In your first visit to the webmail you will be automatically redirected to the webmail configuration panel.

Webmail

[Preferences](#) [My Info](#) [More](#) ▾

Main

-  [Compose](#)
-  [Contacts](#)
-  [Everything](#)
-  [Flagged](#)
-  [History](#)
-  [Sent](#)
-  [Unread](#) **0**

Email

Settings

◀ [\[reload\]](#)

Home

Welcome to Cypht

Add a popular E-mail source quickly and easily

[Add an E-mail Account](#)

- You have 1 IMAP source [Manage](#)
- You don't have any POP3 sources [Add](#)
- You have 1 SMTP source [Manage](#)
- RSS/ATOM services are not enabled for this site. Sorry about that!

Your timezone is set to Europe/Paris [Update](#)

Help

Cypht is a webmail program. You can use it to access your E-mail accounts from any service that offers IMAP, POP3, or SMTP access - which most do.

Webmail

- [My Account](#)
- [Preferences](#)
- [My Info](#)
- [My Watches](#)
- [More](#) 


Main

Search

- [Compose](#)
- [Contacts](#)
- [Everything](#)
- [Flagged](#)
- [Groupmail](#)
- [History](#)
- [Sent](#)
- [Unread](#) **0**

Email

Settings

 [\[reload\]](#)

Servers

- [Add an E-mail Account](#)
- [SMTP Servers](#) **0 configured**
- [IMAP Servers](#) **1 configured**
- [JMAP Servers](#) **0 configured**
- [POP3 Servers](#) **0 configured**

Add an IMAP Server

Account name

IMAP server address

993

Hide From Combined Pages

Use TLS

STARTTLS or unencrypted

[Add](#)

4c


mail. **4c.org/993 TLS**

ig@: 4c.org

[saved]

[Test](#) [Delete](#)

[Forget](#) [Hide](#)

- [Messages](#)
- [Webmail](#) 
- [Contacts Preferences](#)
- [Action Log](#)