

# Set up email with Virtualmin and Cypht within Tiki

## Create email account

Virtualmin > Edit User > Add a new user to this server

← Create User  
In domain `client1.vmi458927.wikisuite.net`

Virtual domain user details

Username  @client1.vmi458927.wikisuite.net

Real name

Password  ☐ Login temporarily disabled

Password recovery address ☒ None set ☐ Offsite address

▶ Quota and home directory settings

▶ Email settings

▶ Other user permissions

Create

## Configure email account to Tiki's webmail

Tiki integrates the [Cypht](#) webmail, which can aggregate email from many accounts, using standards: IMAP, SMTP, [JMAP](#)

For more info, please see: <https://doc.tiki.org/Webmail>

### To access Control panel

<https://example.org/tiki-admin.php> -> activate advanced preferences > enable Webmail +-  
or visit directly <http://example.org/tiki-admin.php?page=webmail>


### Configuring webmail accounts


After enabling webmail from the features section of the admin panel you will be able to enter the webmail section from the application menu. In your first visit to the webmail you will be automatically redirected to the webmail configuration panel.


# Webmail


 Preferences  My Info  More


Main


 Search


 Compose


 Contacts

 Everything

 Flagged


 History

 Sent

 Unread 0

Email

Settings

 [reload]

Home

Welcome to Cypht

Add a popular E-mail source quickly and easily

[Add an E-mail Account](#)

You have 1 IMAP source

Manage

You don't have any POP3 sources

Add

You have 1 SMTP source

Manage

RSS/ATOM services are not enabled for this site. Sorry about that!

Your timezone is set to Europe/Paris [Update](#)

Help

Cypht is a webmail program. You can use it to access your E-mail accounts from any service that offers IMAP, POP3, or SMTP access - which most do.

# Webmail

[My Account](#) [Preferences](#) [My Info](#) [My Watches](#) [More](#) ▾

Main

Q

Search

✉

Compose

👤

Contacts

📁

Everything

🚩

Flagged

👤

Groupmail

H

History

↶

Sent

✉

Unread

0

Email

Settings

◀

[\[reload\]](#)

Servers

✔

Add an E-mail Account

✉

SMTP Servers

0 configured

✉

IMAP Servers

1 configured

Add an IMAP Server

Account name

IMAP server address

993

^

v

☐ Hide From Combined Pages

●

Use TLS

○

STARTTLS or unencrypted

Add

4c

mail.4c.org/993 TLS

ig@4c.org

[saved]

Test

Delete

Forget

Hide

✉

JMAP Servers

0 configured

✉

POP3 Servers

0 configured

✉ Messages

✉ Webmail

👤 Contacts Preferences

📅 Action Log

WikiSuite.org

3

Collaborate Efficiently