

# Openfire

Started in 2002, **Openfire** is a real-time communication server implementing the XMPP (Jabber) and WebRTC protocols with a SIP gateway. It offers a very large number of features and a great admin panel and source code is available under the Apache 2.0 license. It includes [Jitsi Meet](#) and [Converse](#), and interacts with [Pàdé](#). The Openfire Fastpath Plugin adds support for managed queued chat requests, such as a support team might use. For example, a web based "Live Support" interface can point a potential customer at a workgroup representing the Sales team. Members of that workgroup will receive notification that a someone is waiting and when someone from that workgroup accepts, the customer and the team member will be connected to communicate with each other. See also [Why Openfire](#).



Openfire 3.10.0 Alpha  
Logged in as admin - [Logout](#)

Server | Users/Groups | Sessions | Group Chat | Plugins | Fastpath | **Meetings**

**Meetings**

- Meetings Summary
- Meetings Settings

### Meetings Summary

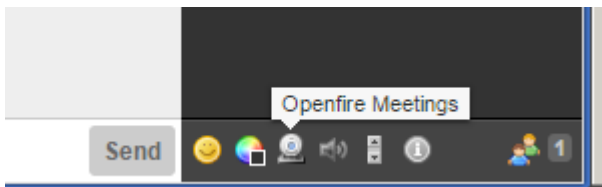
Below is an overview of meetings.

Total Conferences: 1,

Conference	Current Focus	MUC Room	Last Activity	Endpoints	Speaker	Expired?	Recording?	Expire
1	5aecc99ca1a28294	deleolajide	<a href="#">dele123@conference.btg199251</a>	8 minutes	2			

Server | [Users/Groups](#) | [Sessions](#) | [Group Chat](#) | [Plugins](#) | [Fastpath](#) | [Meetings](#)

Built by [Jive Software](#) and the [IgniteRealtime.org](#) community



## Email Settings

Use the form below to set the host and port of your email server (SMTP). At a minimum you should set the host and optionally you can set the port, username and password and whether or not to connect over SSL. If you have problems sending email please check the SMTP configuration on your mail server. Note, if you choose to enable mail debugging the debug output will be written to your appserver's standard out log.

### SMTP Settings

Mail Host:

Server Port (Optional):

Mail Debugging:  On  Off (may require appserver restart)

Server Username (Optional):

Server Password (Optional):

Use SSL (Optional):

- Meetings Summary
- Meetings Settings
- Meetings Planner

### Meeting Room Calendar

#### Inspired Futures

Click on calendar to select or create a planned meeting

month week day **May 2015** today


Sun	Mon	Tue	Wed	Thu	Fri	Sat
26	27	28	29	30	1	2
3	4 11:25a Lets d 7:30p Project	5	6	7	8	9
10	11	12	13	14	15	16
17	18	19	20	21	22	23
24	25	26	27	28	29	30
31	1	2	3	4	5	6

#### Project X meeting

From: 2015-05-04 07:30 PM  
To: 2015-05-04 08:30 PM  
florenceolajide, admin, deleolajide

A quick meeting to kick off project X We need to cover funding and management

Save



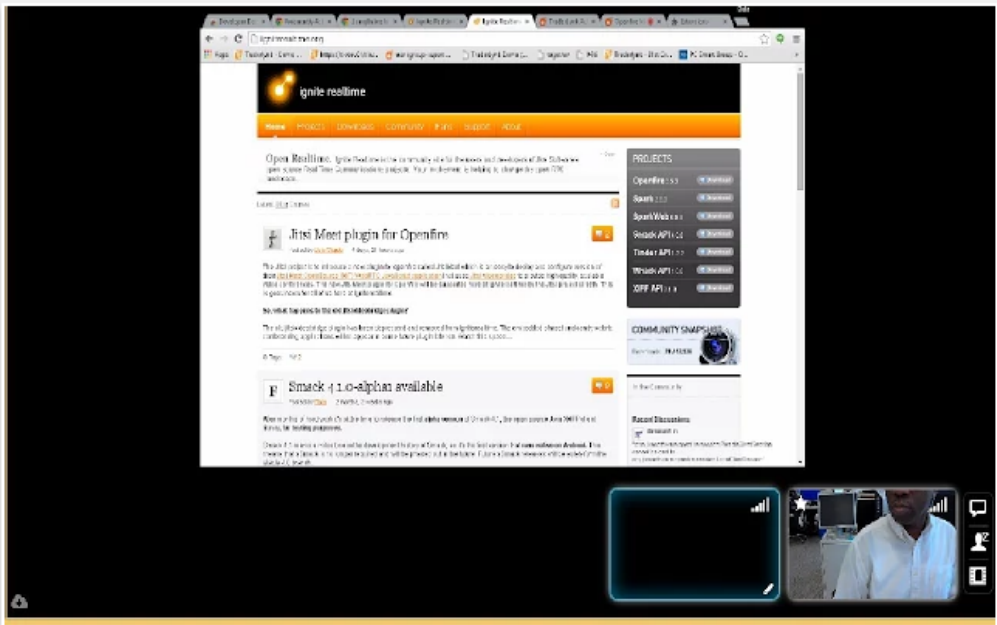
## Openfire Meetings

from olajide.dele

★★★★★ (0) | [Social & Communication](#) | 2 users

ADDED TO CHROME

OVERVIEW
REVIEWS
RELATED



### Openfire Meetings Chrome Extension

This extension allows you to stream your desktop into meetings with Openfire Meetings.

Openfire Meetings is an Openfire plugin that uses WebRTC and the Jitsi Videobridge to provide high quality, scalable video conferences for your Openfire users.


Openfire is a XMPP server licensed under the Open Source Apache License.

Visit <http://www.igniterealtime.org> for more details

---

**Report Abuse**

Version: 0.0.0.1  
Updated: 27 November 2014  
Size: 7.96KB  
Language: English (UK)



Server Users/Groups Sessions Group Chat Plugins Meetings

Server Manager Server Settings Media Services Client Management

- Client Features
- Permitted Clients
- Group Chat Bookmarks
- URL Bookmarks
- Spark Version
- Download Spark

### Edit Bookmark

Edit group chat room bookmark using the form below.

Group Chat Name:   
eg. Discussion Room

Group Chat Address:   
eg. myroom@conference.example.com

Users:   All Users

Groups:

Auto-Join:

Meetings

- Meetings Summary
- Meetings Settings
- Meetings Planner**

### Meeting Room Calendar

#### Inspired Futures

Click on calendar to select or create a planned meeting

month week day **May 2015** today

Sun	Mon	Tue	Wed	Thu	Fri	Sat
26	27	28	29	30	1	2
3	4 11:25a Lets d 7:30p Project	5	6	7	8	9
10	11	12	13	14	15	16
17	18	19	20	21	22	23
24	25	26	27	28	29	30
31	1	2	3	4	5	6

Project X meeting  
From: 2015-05-04 07:30 PM  
To: 2015-05-04 08:30 PM  
florenceolajide, admin, deleolajide

A quick meeting to kick off project X We need to cover funding and management

**Save**

# Key Features

## Full standard XMPP feature set

- Presence
- Store and send offline messages
- Server to server messages
- XEP-0136: Message Archiving
- Multi-device
- XEP-280 message carbons
- File transfer

## WebRTC videoconference

- Web chat interface
- Screen sharing
- Active speaker identification

## General

- Encryption (done by clients)

WikiSuite: The most comprehensive and integrated Open Source enterprise solution.

- Runs on standard GNU/Linux server (and even Windows)
- OpenLDAP user integration available
- Some users can be in a browser and others with an XMPP client
- Web-based admin panel

## Other

- Meeting planner (email notifications of upcoming meetings)
- [Fastpath](#) (managed queued chat requests, such as a support team might use)
- PDF Presentations via [PDF.js](#)
- Collaborative drawing (whiteboard) (Alpha)
- Collaborative text editing (Alpha)
- Co-Browsing (Alpha)
- SIP integration: Phone-in & call out phone numbers to the conference (Alpha)
- Recording a conference (Beta)
- Remote Control of keyboard and mouse (Alpha)
- Copy-Paste (Alpha)

## Jitsi Meet vs Openfire Meetings

"Although jitmeet [Jitsi Meet](#) and ofmeet (Openfire Meetings) look similar, they are different underneath and are heading in different directions. Jitsi Meet is for generic XMPP servers and aimed at public internet facing conferencing using services like [prezi.org](#) and [etherpad.org](#) while Openfire Meetings is for private in-house conferencing where all collaboration applications are integrated into Openfire. For example, Ofmeet uses a PDF viewer which supports in-house corporate powerpoint presentations, while Jitmeet uses [prezi.org](#)."

Source: <https://community.igniterealtime.org/blogs/ignite/2014/05/01/jitsi-videobridge-ver-130>

## Learn more

- [Why Openfire was picked for WikiSuite](#)
- [How to install Openfire Meetings on ClearOS](#)
- [Openfire Meetings Documentation](#)
- <https://github.com/igniterealtime/community-plugins/blob/master/ofmeet/readme.md>
- [igniterealtime.org/projects/openfire](http://igniterealtime.org/projects/openfire)
- [Openfire Meetings Plugin](#)
- [Openfire Meetings Plugin source code](#)
- [Openfire](#), wikipedia.org.

WikiSuite: The most comprehensive and integrated Open Source enterprise solution.

- [Openfire](#), [openhub.net](#).
- [Openfire Meeting and Jitsi Meet development](#)
- <https://community.igniterealtime.org/blogs/ignite/2015/02/14/realtime-collaboration-with-openfire-meetings>
- <https://community.igniterealtime.org/blogs/ignite/2015/05/04/openfire-meetings-planner>
- <https://community.igniterealtime.org/blogs/ignite/2014/11/30/openfire-meetings>
- <https://community.igniterealtime.org/blogs/ignite/2015/12/12/qa-for-openfire-meetings>
- [OpenFire Single Server Load Testing Easily 80,000 Concurrent Connections](#)
- [Source code](#)
- <https://github.com/WikiSuite/app-openfire>
- <https://github.com/WikiSuite/app-openfire-plugin>
- <https://github.com/WikiSuite/openfire>
- <https://omemo.top/>