

Alternative ways to automatically install Tiki

Just to be clear: you can install Tiki in more than one way! And WikiSuite is the recommended one of course, if you start from scratch and just want a good server. Here are a couple different scenarios outside the declared WikiSuite scope.

Tiki Manager's web interface

More info: [Documentation of Tiki Manager's web UI](#)

As of 2021-07-17, the web interface can be used to install Tiki but it is less stable. You may prefer to use the command line version.

Create Tiki Instance through Command Line

So now to install Tiki, you need a database. Virtualmin actually already created one for you when you created the domain.

Here is video to give you an idea of the process, how to get database details

Now, Tiki Manager will create a fresh Tiki instance fetching files from Git, and using database mentioned above.

For more info, please see the [instance section of the documentation of Tiki Manager](#)

So now, you need to log in using SSH with the user you just created (and not as root)

```
cd /home/example/tiki-manager
```

```
php tiki-manager.php instance:create
```

Recommended answers:

- Connection type: local (because Tiki Manager is installing on the same server, accessible to the same user.)
- WebURL: <http://example.org> (as above)
- Name: you can keep what it proposes. This is just cosmetic.
- Email: Your email so system can alert you of issues
- WebRoot: /home/example/domains/example.org/public_html
- You will get a warning (Target webroot folder is not empty). Installing a new Tiki instance, all files will be deleted. Do you want to continue? (yes/no): yes
- TempDir: /home/example/tmp/
- Backup user: (accept proposed value)
- Backup group: (accept proposed value)
- Backup file permissions: (accept proposed value)
- Branch: git : 21.x (this provides latest released version of branch 21 + bug fixes of upcoming 21.x release.
- Database host: (accept proposed value)

WikiSuite: The most comprehensive and integrated Open Source enterprise solution.

- Database user: username from the Virtual Server (not the Sub-Server)
- Database password: password from the Virtual Server (not the Sub-Server)
- Database name: name from the Sub-Server (not the Virtual Server)

Here is video to give you an idea of the process, but you should use recommended answers above

After you have answered all the questions, it will take quite some time to install your Tiki. Perhaps 20-30 minutes or more, depending on your context. Just be patient and let it run.

After Successfully Creating the Tiki Instance

You will get the Tiki HomePage as below.



Login with

u: admin






p: (password you picked above)

The Tiki Install script from Virtualmin Pro

This can only be found in the Pro version of Virtualmin and not the GPL (for now); it can be a way of sponsoring the Webmin/Virtualmin Team or maybe you just decided that paid support is needed.

Virtualmin offers an install script (for existing/regular Virtualmin deployments that didn't make use of our installer) that can install a Tiki instance with minimal effort. Navigate to "Install Scripts" from the left menu, click "Show Install Options". On the next page select the database to be used, offer a path, and you are done.

WikiSuite: The most comprehensive and integrated Open Source enterprise solution.

<input type="radio"/>	phpMyFAQ	3.0.9	phpMyFAQ is an open source FAQ system using PHP
<input type="radio"/>	Pydio	8.2.5	Pydio turns your web server into a powerful file management system.
<input type="radio"/>	RainLoop	1.16.0	RainLoop is a simple, modern and fast web-based email client
<input type="radio"/>	Revive Adserver	5.3.0	Revive Adserver is an open-source ad server, with an integrated banner management interface and tracking s
<input type="radio"/>	Simple Machines Forum	2.0.18	Simple Machines Forum (SMF) is a free, professional grade software package that allows you to set up your
<input type="radio"/>	SuiteCRM	7.11.22	A powerful open-source package for managing customer relationships
<input type="radio"/>	Textpattern	4.8.7	A free, flexible, elegant, easy-to-use content management system for all kinds of websites, even weblogs
<input checked="" type="radio"/>	TikiWiki	22.1  	A full featured free software Wiki/CMS/Groupware written in PHP.
<input type="radio"/>	Trac	1.4.3 (Latest stable) 	Enhanced wiki and issue tracking system for software development projects
<input type="radio"/>	TWiki	6.1.0	TWiki is a flexible, powerful, and easy to use enterprise collaboration platform
<input type="radio"/>	TYPO3 CMS	11.5.1 	TYPO3 CMS is a free and open-source web content management system
<input type="radio"/>	Vtiger CRM	7.4.0	Vtiger CRM is an open-source web-based customer relationship management application
<input type="radio"/>	WebCalendar	1.3.0	A PHP application used to maintain a calendar for one or more persons and for a variety of purposes.
<input type="radio"/>	Xoops	2.5.11-Beta1 	XOOPS is a free open-source content management systems.
<input type="radio"/>	YOURLS	1.8.2	YOURLS allows you to run your own URL shortening service
<input type="radio"/>	Z-Push	2.6.4	Z-Push is an open-source application to synchronize ActiveSync compatible devices
<input type="radio"/>	Zen Cart	1.5.7c	Zen Cart is a full-function e-commerce application for your website.
<input type="radio"/>	Zenphoto	1.5.9	Zenphoto is a standalone CMS for multimedia focused websites
<input type="radio"/>	Zikula	3.0.3	Zikula is Free Open Source Software (FOSS). It allows you to build simple one-page websites to individual we

 Show Install Options